

2009 National City/KHSAA Boys' Sweet 16 - Game Box Score

Lexington Catholic Knights vs. Bowling Green Purples

Date: 03/19/2009 Time: 12 pm Site: Rupp Arena-Lexington, KY Attendance: N

Visitors: Bowling Green Purples

##	Name	P	FG	3 Pt	FT	PTS	ORB	DRB	TR	PF	AST	TO	BS	ST	MIN
2	Victor Smith		1/4	0/0	0/0	2	1	2	3	1	0	0	1	2	22:19
3	* D.J. Ray		5/8	0/1	1/2	11	2	2	4	4	2	6	0	3	28:09
5	* Tommie Boyce		0/2	0/1	1/2	1	0	0	0	0	3	0	0	1	24:48
10	* Tevin Barksdale		9/16	4/9	6/10	28	1	6	7	4	0	1	0	0	32:28
12	Michael Geegan		0/0	0/0	0/0	0	0	0	0	0	0	2	0	0	11:16
14	* Jeb Richardson		2/6	1/3	0/0	5	1	1	2	2	3	2	0	0	24:18
15	Eric Smith		0/2	0/1	0/0	0	0	0	0	1	0	0	0	0	3:04
22	Scooter Hollis		0/1	0/0	0/0	0	1	0	1	0	0	0	0	0	0:31
24	Joe Gorman		0/1	0/1	0/0	0	0	1	1	0	0	0	0	0	0:31
34	Joshua Blaine		0/0	0/0	0/0	0	0	0	0	0	0	0	0	0	0:31
40	Tyler Gibbs		0/0	0/0	0/0	0	0	0	0	0	0	0	0	0	DNP
42	* Charlie Williams		4/13	0/2	5/7	13	2	3	5	2	2	0	0	0	28:30
44	Dominique Britt		0/1	0/1	0/0	0	0	0	0	1	0	1	0	0	3:04
20	Darius Clement		1/1	0/0	0/0	2	0	0	0	0	0	0	0	0	0:31
	Team						3	2	5						
	Totals		22/55	5/19	13/21	62	11	17	28	15	10	12	1	6	180
	Total FG		1st Half	14/29	48.3%	2nd Half	7/19	36.8%	OT	1/7	14.3%	Game	22/55	40.0%	
	3 PT FG		1st Half	2/11	18.2%	2nd Half	3/5	60.0%	OT	0/3	0.00%	Game	5/19	26.3%	
	Free Throws		1st Half	5/7	71.4%	2nd Half	6/10	60.0%	OT	2/4	50.0%	Game	13/21	61.9%	

Home: Lexington Catholic Knights

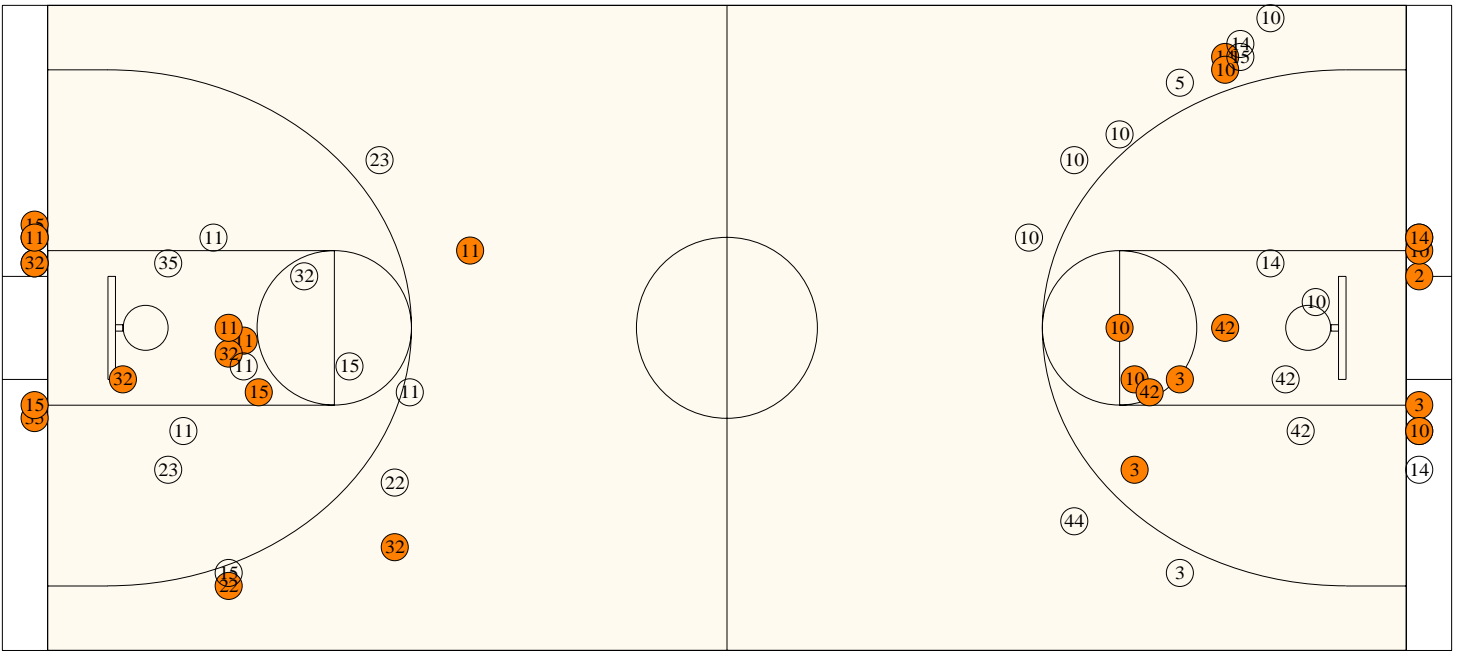
##	Name	P	FG	3 Pt	FT	PTS	ORB	DRB	TR	PF	AST	TO	BS	ST	MIN
1	Ross Muncy		0/0	0/0	0/0	0	0	0	0	0	0	0	0	0	DNP
2	Bryan Woomer		0/0	0/0	0/0	0	0	0	0	0	0	0	0	0	0:18
4	Lee Ramsey		0/0	0/0	0/0	0	0	0	0	0	0	0	0	0	0:18
11	* Vee Sanford		13/23	2/3	0/1	28	4	9	13	3	5	6	1	1	32:45
15	* Taylor Martin		3/7	0/2	0/0	6	1	5	6	3	2	1	2	3	29:36
21	Hunter Porter		0/0	0/0	0/0	0	0	0	0	0	0	0	0	0	0:18
22	* Scott Schuette		1/4	1/4	0/0	3	0	1	1	3	0	1	0	1	23:50
23	Jaylen Beckham		1/4	0/1	5/6	7	0	1	1	4	0	4	0	2	20:38
32	* Taylor Botkin		4/6	1/1	7/10	16	3	5	8	2	3	1	0	1	35:42
34	William Talbott		0/0	0/0	0/0	0	0	1	1	0	0	1	0	0	4:00
35	* Tanner Peurach		5/8	0/0	0/2	10	3	5	8	3	1	2	4	0	31:01
44	Craig Floyd		0/0	0/0	0/0	0	0	0	0	0	0	0	0	0	0:18
45	Hall Conrad		0/0	0/0	0/0	0	0	0	0	0	0	0	0	0	0:58
24	Kaleb Leach		0/0	0/0	0/0	0	0	0	0	0	0	0	0	0	DNP
31	Patrick Keller		0/0	0/0	0/0	0	0	0	0	0	0	0	0	0	0:18
	Team						0	1	1			1			
	Totals		27/52	4/11	12/19	70	11	28	39	18	11	17	7	8	180
	Total FG		1st Half	15/26	57.7%	2nd Half	9/22	40.9%	OT	3/4	75.0%	Game	27/52	51.9%	
	3 PT FG		1st Half	3/7	42.9%	2nd Half	1/4	25.0%	OT	0/0	0.00%	Game	4/11	36.4%	
	Free Throws		1st Half	4/6	66.7%	2nd Half	2/4	50.0%	OT	6/9	66.7%	Game	12/19	63.2%	

	Bow	Lex		Bow	Lex		Bow	Lex
Free Throw Pts	13	12	3Pt Points	15	12	Pts/Possession	0.94	1.03
Pts off Turnovers	10	12	2nd Chance Points	8	9	Pts off Bench	4	7
Total Rebounds	28	39	Team Rebounds	5	1	Dead Ball Reb	3	3
Off Rebound %	28.2	39.3	Def Rebound %	60.7	71.8	Total Rebound %	41.8	58.2
3Pt Efficiency	-5.2	-1.0	Def. Stops	34	40	Pts/Shot	0.95	1.15
Technical Fouls	Bow	None		Lex	None			
Officials		Alfred Smith, Mike Walker, Joseph Billman						

	Qtr 1	Qtr 2	Qtr 3	Qtr 4	OT 1	OT 2	OT 3	OT 4	Total
Bowling Green Purples	16	19	7	16	4	0	0	0	62
Lexington Catholic Knights	14	23	11	10	12	0	0	0	70

Largest Lead Lex 69 Bow 59 (10 pts) **Lead Changes** 8 **Number of Ties** 5
Comments: None

FIRST HALF



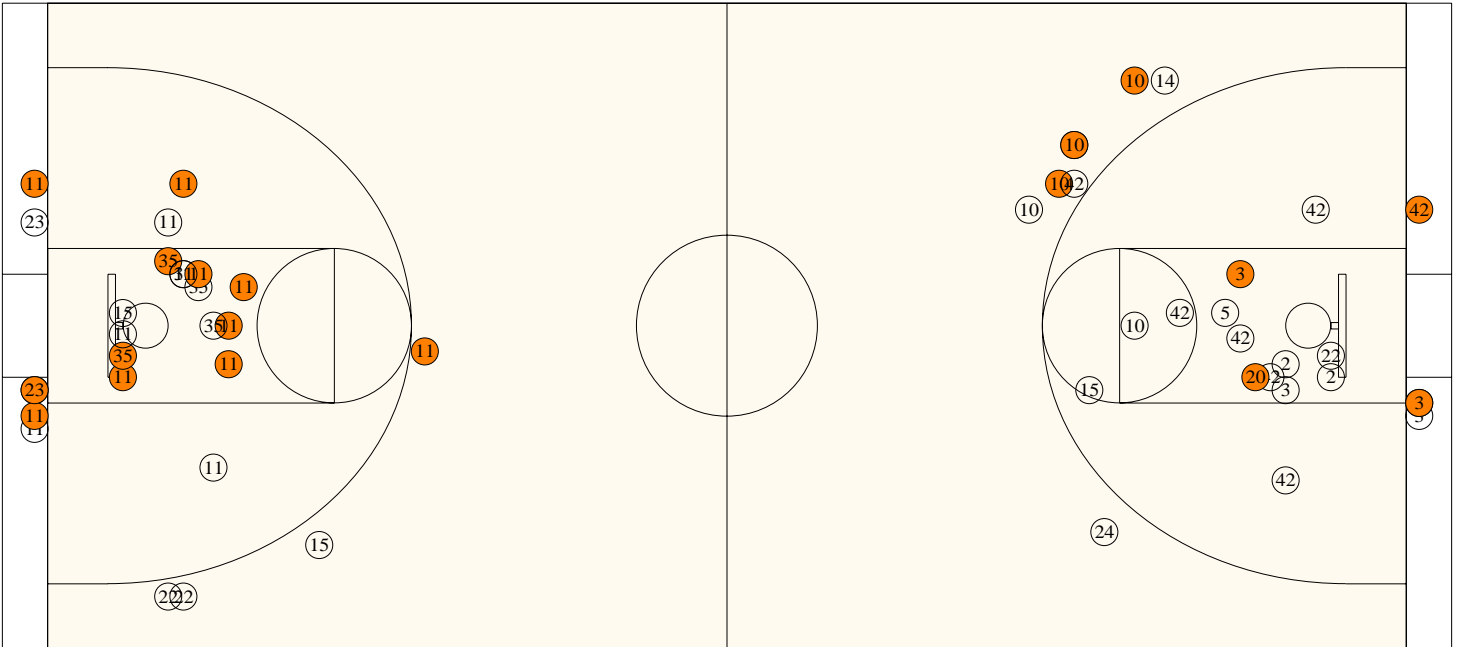
Lexington Catholic

Shooting	Pts	Pts
2FG 12/19 (63.2%)	24	Pts/Shot 1.28
3FG 3/7 (42.9%)	9	2nd Eff Pts 2
TFG 15/26 (57.7%)		Pts off TO's 7
FT 4/6 (66.7%)	4	3Pt Eff +0.8
Scoring Distribution: 2FG 64.9% 3FG 24.3% FT 10.8%		

Bowling Green

Shooting	Pts	Pts
2FG 12/18 (66.7%)	24	Pts/Shot 1.09
3FG 2/11 (18.2%)	6	2nd Eff Pts 6
TFG 14/29 (48.3%)		Pts off TO's 7
FT 5/7 (71.4%)	5	3Pt Eff -26.3
Scoring Distribution: 2FG 68.6% 3FG 17.1% FT 14.3%		

SECOND HALF



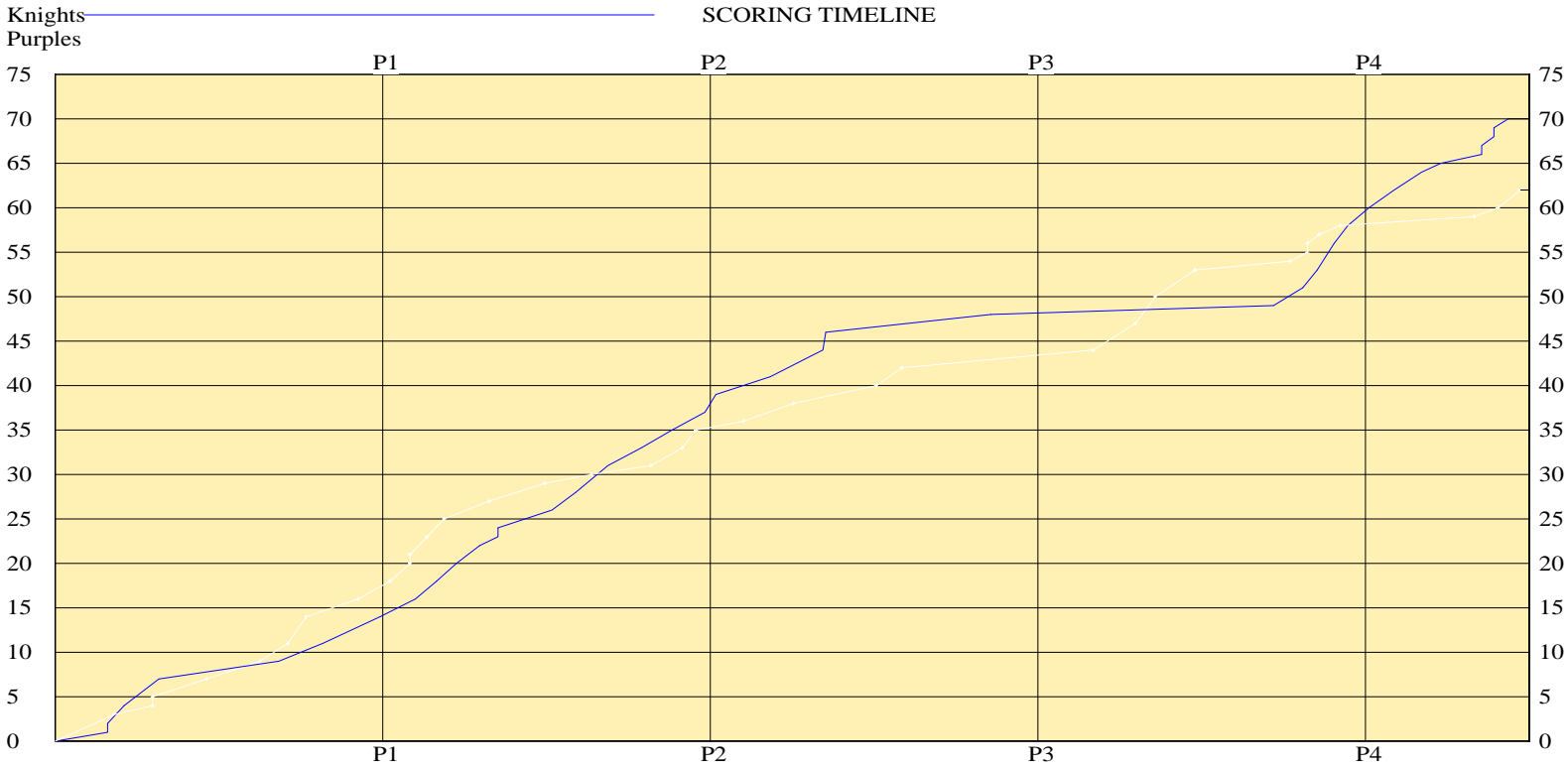
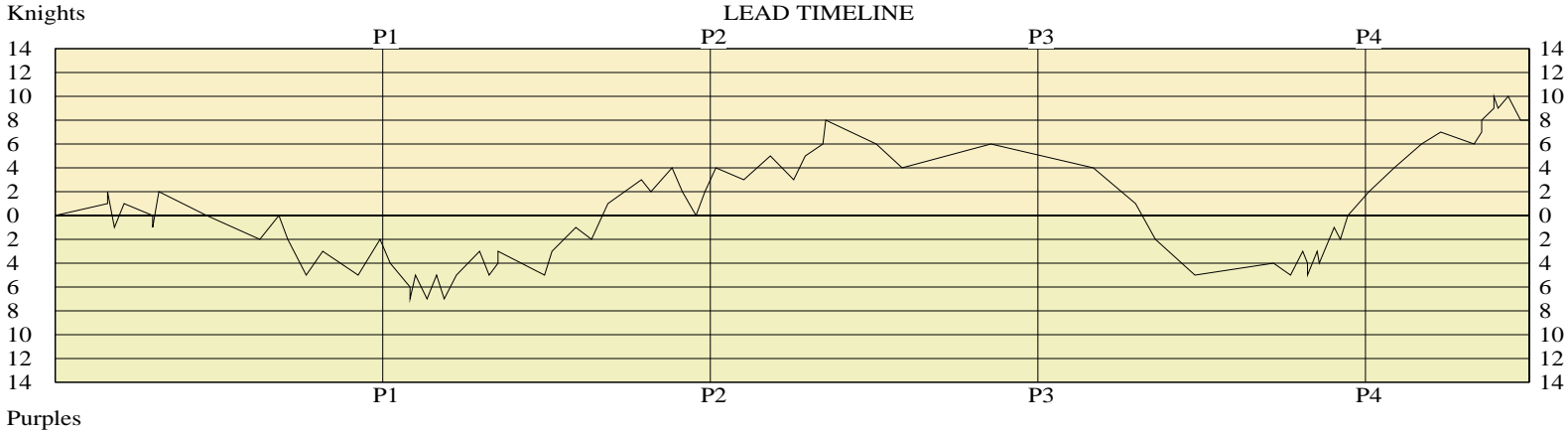
Lexington Catholic

2FG 11/22 (50.0%)	22s	Pts/Shot 1.03
3FG 1/4 (25.0%)	3	2nd Eff Pts 7
TFG 12/26 (46.2%)		Pts off TO's 5
FT 8/13 (61.5%)	8	3Pt Eff -8.3
Scoring Distribution: 2FG 66.7% 3FG 9.1% FT 24.2%		

Bowling Green

2FG 5/18 (27.8%)	10s	Pts/Shot 0.82
3FG 3/8 (37.5%)	9	2nd Eff Pts 2
TFG 8/26 (30.8%)		Pts off TO's 3
FT 8/14 (57.1%)	8	3Pt Eff +19.0
Scoring Distribution: 2FG 37.0% 3FG 33.3% FT 29.6%		

2009 National City/KHSAA Boys' Sweet 16 - Scoring Timeline Report
 Lexington Catholic Knights vs. Bowling Green Purples
 DATE: 03/19/2009 TIME: 12 pm SITE: Rupp Arena-Lexington, KY



Largest Lead Lex 69 Bow 59 (10 pts) Lead Changes 8 Number of Ties 5

2009 National City/KHSAA Boys' Sweet 16 - Play by Play Report - Scoring Only (pg 1)
Lexington Catholic Knights vs. Bowling Green Purples
Date: 03/19/2009 Time: 12 pm Site: Rupp Arena-Lexington, KY Attendance: N

Name	Action	Action	Score	Clock	Diff	Name	Action	Action
T Botkin	FT Made		1-0	1 6:43	+1 (L1)	D Ray	Personal Foul	
T Botkin	FT Made		2-0	1 6:43	+2			
			2-3	1 6:33	-1 (L2)	J Richardson	3Pt Made	T Boyce Assist
V Sanford	FG Made		4-3	1 6:19	+1 (L3)			
			4-4	1 5:37	(T1)	T Barksdale	FT Made	
			4-5	1 5:37	-1 (L4)	T Barksdale	FT Made	
S Schuette	3Pt Made	T Botkin Assist	7-5	1 5:28	+2 (L5)			
			7-7	1 4:18	(T2)	V Smith	Layup Made	D Ray Assist
			7-9	1 3:00	-2 (L6)	T Barksdale	FG Made	
T Martin	FG Made		9-9	1 2:32	(T3)			
			9-11	1 2:19	-2	T Barksdale	Layup Made	
			9-14	1 1:52	-5	T Barksdale	3Pt Made	T Boyce Assist
T Botkin	FG Made		11-14	1 1:28	-3			
			11-16	1 0:36	-5	C Williams	Layup Made	D Ray Assist
T Botkin	3Pt Made		14-16	1 0:04	-2			

End of Period Summary Knights 14 Purples 16

Largest Lead: Knights 9 Purples 14 (5 pts)
Lead in Period: Knights 9 Purples 14 (5 pts)
8 for 4 oppo pts
1 for 0 pts
5/11 for 45.5 %
2/4 for 50.0 %

Turnovers
2nd Chances
Field Goals
Free Throws

Lead Changes: 6 Ties: 3
Lead Changes: 5 Ties: 3 (this period)
6 for 5 oppo pts
3 for 4 pts
6/14 for 42.9 %
2/2 for 100 %

			14-18	2 7:49	-4	D Ray	FG Made	
			14-20	2 7:20	-6	C Williams	FG Made	
			14-21	2 7:20	-7	C Williams	FT Made	
T Peurach	Layup Made	T Martin Assist	16-21	2 7:12	-5			
			16-23	2 6:55	-7	D Ray	FG Made	J Richardson Assist
T Peurach	Layup Made	V Sanford Assist	18-23	2 6:41	-5			
			18-25	2 6:30	-7	D Ray	Layup Made	J Richardson Assist
T Botkin	Putback Made		20-25	2 6:12	-5			
T Martin	Layup Made	V Sanford Assist	22-25	2 5:38	-3			
			22-27	2 5:24	-5	J Richardson	Layup Made	
T Botkin	FT Made		23-27	2 5:11	-4			
T Botkin	FT Made		24-27	2 5:11	-3			
			24-29	2 4:03	-5	T Barksdale	FG Made	
T Peurach	Layup Made	T Martin Assist	26-29	2 3:52	-3			
T Martin	Layup Made	V Sanford Assist	28-29	2 3:17	-1			
			28-30	2 2:54	-2	T Barksdale	FT Made	
V Sanford	3Pt Made		31-30	2 2:30	+1 (L7)			
T Botkin	Layup Made	V Sanford Assist	33-30	2 1:41	+3			
			33-31	2 1:27	+2	T Barksdale	FT Made	
V Sanford	FG Made		35-31	2 0:56	+4			
			35-33	2 0:41	+2	C Williams	FG Made	
			35-35	2 0:21	(T4)	T Barksdale	Layup Made	C Williams Assist
V Sanford	Layup Made		37-35	2 0:08	+2			

End of Period Summary Knights 37 Purples 35

Largest Lead: Knights 14 Purples 21 (7 pts)
Lead in Period: Knights 14 Purples 21 (7 pts)

Lead Changes: 7 Ties: 4
Lead Changes: 1 Ties: 1 (this period)

2009 National City/KHSAA Boys' Sweet 16 - Play by Play Report - Scoring Only (pg 2)

Lexington Catholic Knights vs. Bowling Green Purples

Date: 03/19/2009 Time: 12 pm Site: Rupp Arena-Lexington, KY Attendance: N

Name	Action	Action	Score	Clock	Diff	Name	Action	Action
	3 for 3 oppo pts						2 for 2 oppo pts	
	2 for 2 pts						2 for 2 pts	
	10/15 for 66.7 %						8/15 for 53.3 %	
	2/2 for 100 %						3/5 for 60.0 %	
V Sanford	Putback Made		39-35	3	7:52 +4			
			39-36	3	7:11 +3	T Barksdale	FT Made	
T Peurach	Putback Made		41-36	3	6:32 +5			
			41-38	3	5:58 +3	T Barksdale	Layup Made	
T Peurach	FG Made	T Botkin Assist	43-38	3	5:41 +5			
T Botkin	FT Made		44-38	3	5:15 +6			
V Sanford	FG Made		46-38	3	5:11 +8			
			46-40	3	3:57 +6	D Ray	FG Made	
			46-42	3	3:19 +4	C Williams	Layup Made	
V Sanford	Layup Made	T Botkin Assist	48-42	3	1:09 +6			

End of Period Summary Knights 48 Purples 42

Largest Lead: Knights 46 Purples 38 (8 pts)

Lead in Period: Knights 46 Purples 38 (8 pts)

3 for 0 oppo pts

6 for 7 pts

5/13 for 38.5 %

1/2 for 50.0 %

Turnovers

2nd Chances

Field Goals

Free Throws

Lead Changes: 7 Ties: 4

Lead Changes: 0 Ties: 0 (this period)

1 for 3 oppo pts

3 for 0 pts

3/11 for 27.3 %

1/2 for 50.0 %

			48-44	4	6:39 +4	D Ray	Layup Made	J Richardson Assist
			48-47	4	5:37 +1	T Barksdale	3Pt Made	
			48-50	4	5:08 -2 (L8)	T Barksdale	3Pt Made	T Boyce Assist
			48-53	4	4:10 -5	T Barksdale	3Pt Made	C Williams Assist
T Botkin	FT Made		49-53	4	2:15 -4			
			49-54	4	1:50 -5	C Williams	FT Made	
V Sanford	FG Made		51-54	4	1:32 -3			
			51-55	4	1:25 -4	C Williams	FT Made	
			51-56	4	1:25 -5	C Williams	FT Made	
V Sanford	FG Made		53-56	4	1:11 -3			
V Sanford	Personal Foul		53-57	4	1:08 -4	T Boyce	FT Made	
V Sanford	3Pt Made		56-57	4	0:46 -1			
			56-58	4	0:37 -2	D Ray	FT Made	
V Sanford	FG Made		58-58	4	0:26 (T5)			

End of Period Summary Knights 58 Purples 58

Largest Lead: Knights 46 Purples 38 (8 pts)

Lead in Period: Knights 48 Purples 42 (6 pts)

3 for 3 oppo pts

1 for 0 pts

4/9 for 44.4 %

1/2 for 50.0 %

Turnovers

2nd Chances

Field Goals

Free Throws

Lead Changes: 8 Ties: 5

Lead Changes: 0 Ties: 1 (this period)

1 for 1 oppo pts

0 for 0 pts

4/8 for 50.0 %

5/8 for 62.5 %

J Beckham	Layup Made	V Sanford Assist	60-58	5	3:55 +2 (L9)			
V Sanford	Layup Made		62-58	5	3:18 +4			
V Sanford	FG Made	T Peurach Assist	64-58	5	2:38 +6			
J Beckham	FT Made		65-58	5	2:10 +7			
			65-59	5	1:21 +6	T Barksdale	FT Made	

OFFICIAL BASKETBALL BOX SCORE
Bowling Green Purples vs Lexington Catholic Knights

03/19/2009 12 pm
Final Box Score

Rupp Arena
Lexington, KY

No.	Bowling Green Purples	Total FG		3-point		Free throw		Rebounds			F	TP	A	TO	BLK	STL	MIN
		FG	FGA	FG	FGA	FT	FTA	Off	Def	Tot							
2	Victor Smith	1	4	0	0	0	0	1	2	3	1	2	0	0	1	2	22:19
3	D.J. Ray	5	8	0	1	1	2	2	2	4	4	11	2	6	0	3	28:09
5	Tommie Boyce	0	2	0	1	1	2	0	0	0	0	1	3	0	0	1	24:48
10	Tevin Barksdale	9	16	4	9	6	10	1	6	7	4	28	0	1	0	0	32:28
12	Michael Geegan	0	0	0	0	0	0	0	0	0	0	0	0	2	0	0	11:16
42	Charlie Williams	4	13	0	2	5	7	2	3	5	2	13	2	0	0	0	28:30
14	Jeb Richardson	2	6	1	3	0	0	1	1	2	2	5	3	2	0	0	24:18
15	Eric Smith	0	2	0	1	0	0	0	0	0	1	0	0	0	0	0	3:04
44	Dominique Britt	0	1	0	1	0	0	0	0	0	1	0	0	1	0	0	3:04
22	Scooter Hollis	0	1	0	0	0	0	1	0	1	0	0	0	0	0	0	0:31
24	Joe Gorman	0	1	0	1	0	0	0	1	1	0	0	0	0	0	0	0:31
34	Joshua Blaine	0	0	0	0	0	0	0	0	0	0	0	0	0	0	0	0:31
20	Darius Clement	1	1	0	0	0	0	0	0	0	0	2	0	0	0	0	0:31
40	Tyler Gibbs	0	0	0	0	0	0	0	0	0	0	0	0	0	0	0	DNP
Team (Included in Totals)								3	2	5							
Totals		22	55	5	19	13	21	11	17	28	15	62	10	12	1	6	180

Total FG%: 1st half 14 - 29 (48.3%) 2nd half 7 - 19 (36.8%) OT 1 - 7 (14.3%) Game 22 - 55 (40.0%) Deadball
 3Pt FG%: 1st half 2 - 11 (18.2%) 2nd half 3 - 5 (60.0%) OT 0 - 3 (0.00%) Game 5 - 19 (26.3%) rebounds
 FT%: 1st half 5 - 7 (71.4%) 2nd half 6 - 10 (60.0%) OT 2 - 4 (50.0%) Game 13 - 21 (61.9%) 3

No.	Lexington Catholic Knights	Total FG		3-point		Free throw		Rebounds			F	TP	A	TO	BLK	STL	MIN
		FG	FGA	FG	FGA	FT	FTA	Off	Def	Tot							
1	Ross Muncy	0	0	0	0	0	0	0	0	0	0	0	0	0	0	0	DNP
2	Bryan Woomer	0	0	0	0	0	0	0	0	0	0	0	0	0	0	0	0:18
4	Lee Ramsey	0	0	0	0	0	0	0	0	0	0	0	0	0	0	0	0:18
11	Vee Sanford	13	23	2	3	0	1	4	9	13	3	28	5	6	1	1	32:45
15	Taylor Martin	3	7	0	2	0	0	1	5	6	3	6	2	1	2	3	29:36
32	Taylor Botkin	4	6	1	1	7	10	3	5	8	2	16	3	1	0	1	35:42
35	Tanner Peurach	5	8	0	0	0	2	3	5	8	3	10	1	2	4	0	31:01
22	Scott Schuette	1	4	1	4	0	0	0	1	1	3	3	0	1	0	1	23:50
23	Jaylen Beckham	1	4	0	1	5	6	0	1	1	4	7	0	4	0	2	20:38
34	William Talbott	0	0	0	0	0	0	0	1	1	0	0	0	1	0	0	4:00
45	Hall Conrad	0	0	0	0	0	0	0	0	0	0	0	0	0	0	0	0:58
21	Hunter Porter	0	0	0	0	0	0	0	0	0	0	0	0	0	0	0	0:18
44	Craig Floyd	0	0	0	0	0	0	0	0	0	0	0	0	0	0	0	0:18
31	Patrick Keller	0	0	0	0	0	0	0	0	0	0	0	0	0	0	0	0:18
24	Kaleb Leach	0	0	0	0	0	0	0	0	0	0	0	0	0	0	0	DNP
Team (Included in Totals)								0	1	1							
Totals		27	52	4	11	12	19	11	28	39	18	70	11	17	7	8	180

Total FG%: 1st half 15 - 26 (57.7%) 2nd half 9 - 22 (40.9%) OT 3 - 4 (75.0%) Game 27 - 52 (51.9%) Deadball
 3Pt FG%: 1st half 3 - 7 (42.9%) 2nd half 1 - 4 (25.0%) OT 0 - 0 (0.00%) Game 4 - 11 (36.4%) rebounds
 FT%: 1st half 4 - 6 (66.7%) 2nd half 2 - 4 (50.0%) OT 6 - 9 (66.7%) Game 12 - 19 (63.2%) 3

Technical Fouls: None

Attendance: N

Officials: Alfred Smith, Mike Walker, Joseph Billman

Score by Period		1st	2nd	3rd	4th	OT	Final	Record	Overall	Conf
Bowling Green Purples		16	19	7	16	4	62	Purples		
Lexington Catholic Knights		14	23	11	10	12	70	Knights		

Points off Turnovers	12	10	Knights Purples	Knights Purples	Knights Purples	Knights Purples
Points in the Paint	38	24	Second Effort Points	9	8	Bench Points
3pt Efficiency	-1.0	-5.2	3 Point Points	12	15	Free Throw Points
Largest Lead	69	59	Points/Shot	1.15	0.95	Defensive Stops
		(10 pts)	Lead Changes	8		Number of Ties
						7
						4
						12
						13
						40
						34
						5

Game comments: None